

# Research in Detecting and Monitoring Great Lakes Invasive Species

Erik Pilgrim

*National Exposure Research Laboratory*

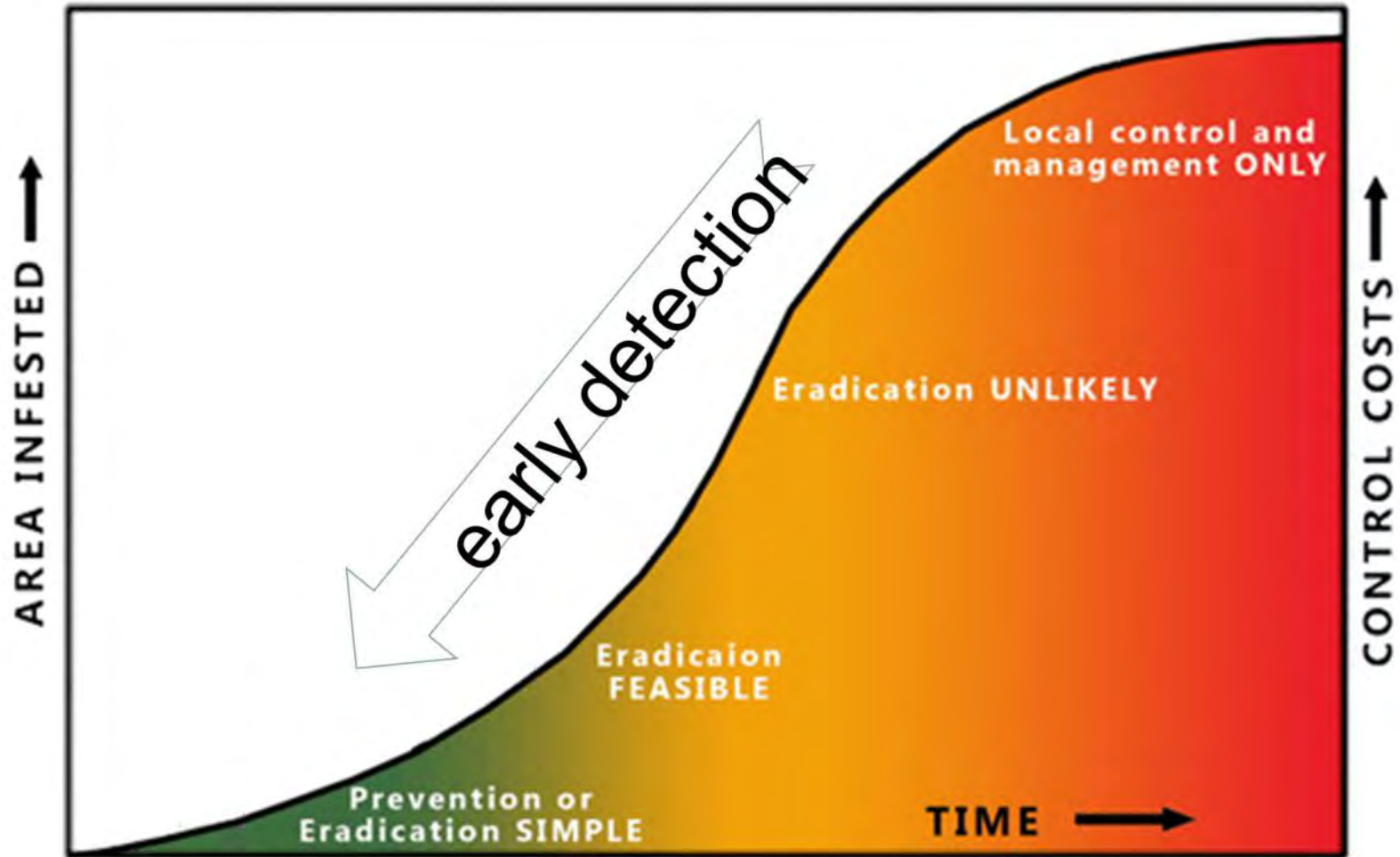
*Cincinnati, OH*



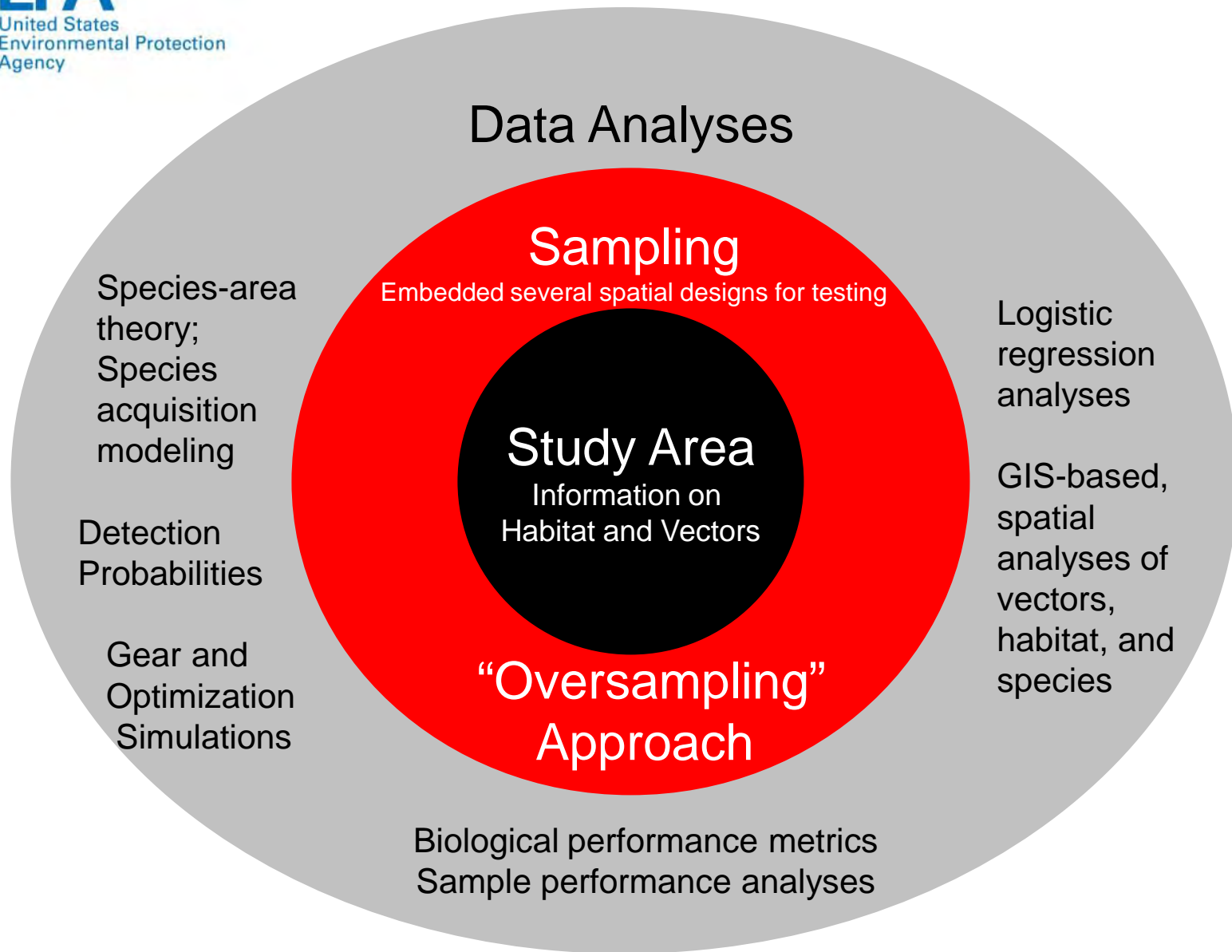
# 'Team Effort'

- **Mid-Continent Ecology Division (Duluth)**
  - Jack Kelly
  - Joel Hoffman
  - Anett Trebitz
  - Greg Peterson
  - Julie Barker
  - Chelsea Hatzenbuhler
- **Ecological Exposure Research Division (Cincinnati)**
  - Erik Pilgrim
  - John Darling (RTP)
  - John Martinson
  - Sara Matthews

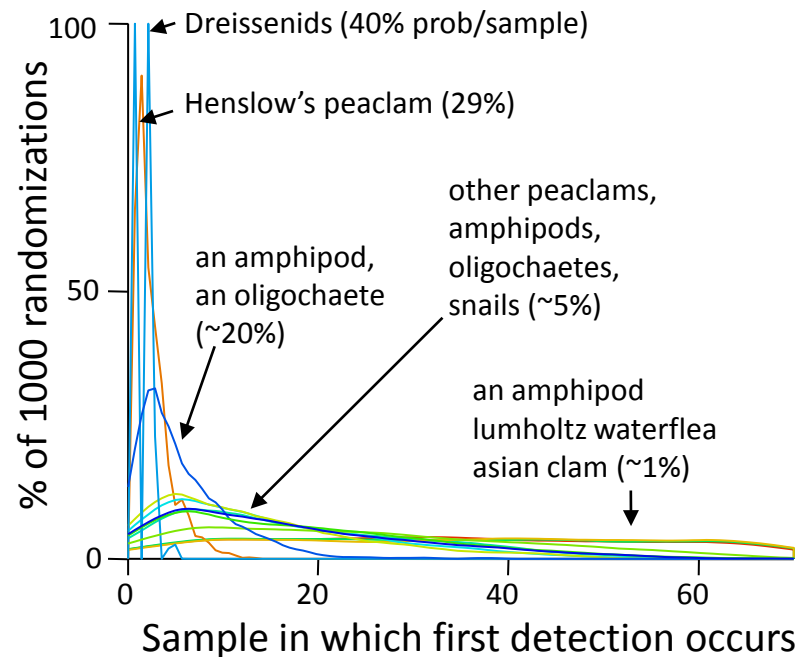
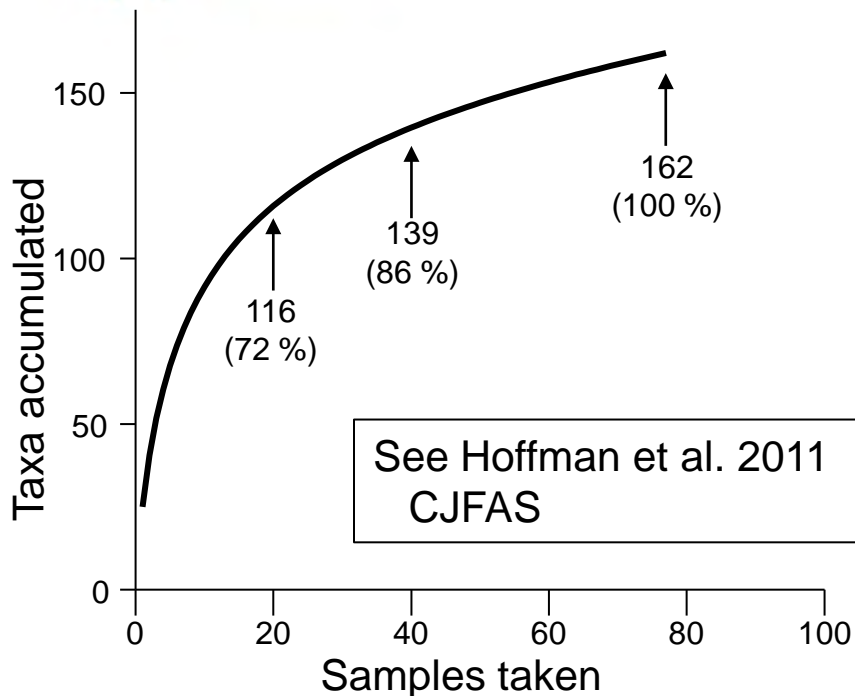
# Why early detection?



# Case Study Approach



# Look hard. It takes increasing effort to find the next species.




**Taxa curve still rising, probably have not approached asymptote, where rare species will be.**

**You get lucky sometimes, but effort helps ensure higher probability of detection.**

**Detection probability should be an required design element.**

# Can DNA methods detect rare species?



# Genetic Monitoring for Invasives

- **Two main investigative pathways:**
  - 1) **Targeting particular invaders with developed biomarkers (eDNA)**
    - **Advantage: sensitivity**
    - **Disadvantage: works only for targeted species**
  - 2) **Community profiles based on genetic data**
    - **Advantage: ability to detect ‘foreign’ DNA**
    - **Disadvantage: not as sensitive as targeted**

# Next-Generation Sequencing

- **Ability to handle bulk/batch samples**
  - Bulk extraction (water, sediment, benthos)
  - Bulk PCR
  - Bulk sequencing
- **Ability to run multiple samples in a single sequencing run (multiplexing)**
  - Molecular ID tags—flagging different samples






# Work in Support of GLNPO/GLRI

- **Benthos sampling for detecting and monitoring invasives**
  - Lake Superior (Isle Royale)
  - Lake Huron (National Coastal Condition Assessment)
    - **Sampled subset of NCCA sites**
      - Paired ponar grabs
    - **Compare genetic results to standard NCCA data analysis**



# Work in Support of GLNPO/GLRI

- **Sensitivity Testing: Constructed Samples**
  - Samples prepared to test sensitivity of target detection
    - Samples contain target and non-target fish tissue
    - Created with adult fillets to mimic biomass conditions
    - Testing ability to find one target in a mass of non-target
      - At what point do we lose the ability to detect target species? 1 in 100? 1 in 1000? 1 in 10,000?



- **Larval Fish Sampling**

- **Rationale**

- **Fish eggs, larvae can serve as propagules**
- **Generally, more abundant than adults**

- **Goals (Pilot)**

- **Estimate detection probabilities**
- **Determine efficiency of sampling**
- **Compare efficiency of sampling compared to juvenile and adult fishes**
- **Compare morphological, molecular taxonomy**



# Work in Support of GLNPO/GLRI

- Larval Fish Sampling
  - Genetic results—strong signals for:
    - Eurasian Ruffe
    - Tubenose Goby
    - Round Goby



# What's next?

- **Go through lots of data (millions of DNA sequences)**
- **Compare genetic and traditional results**
- **Continue to ground-truth various aspects of genetic work**
  - *This is a young science, and as such requires rigorous testing.*
- **Plan for the next sets of samples**
- ***Goal: Provide methods and guidance for genetics in monitoring and detecting invasive species in the Great Lakes.***